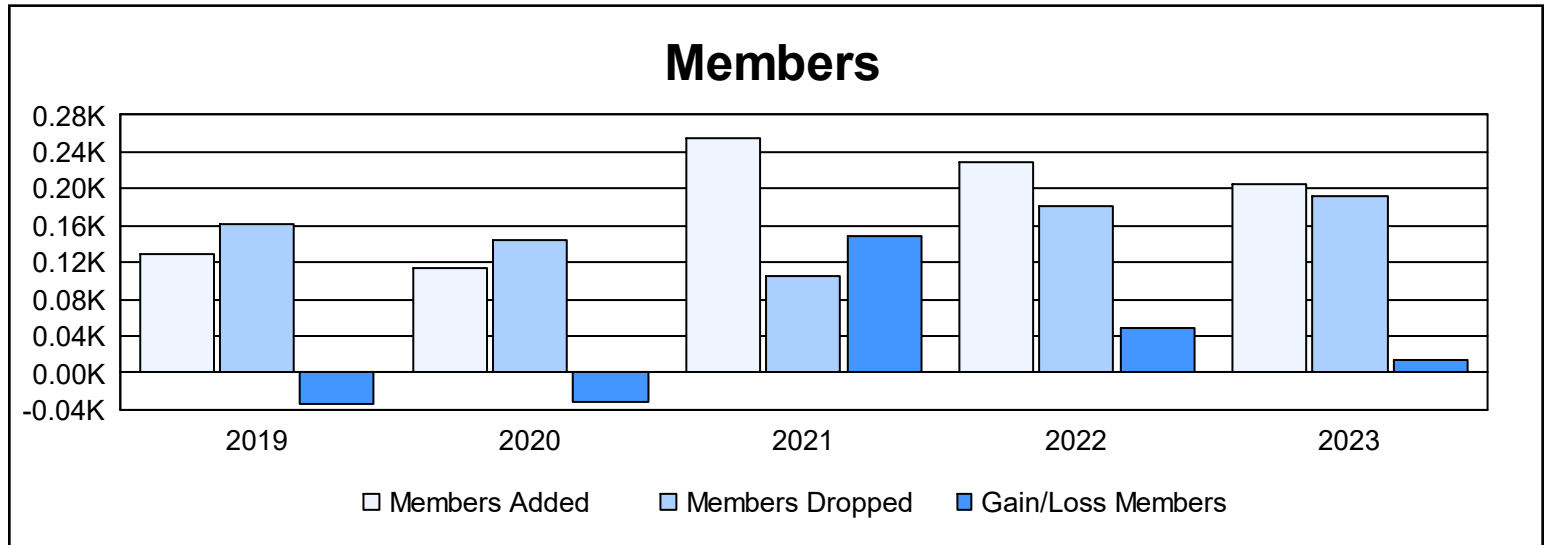
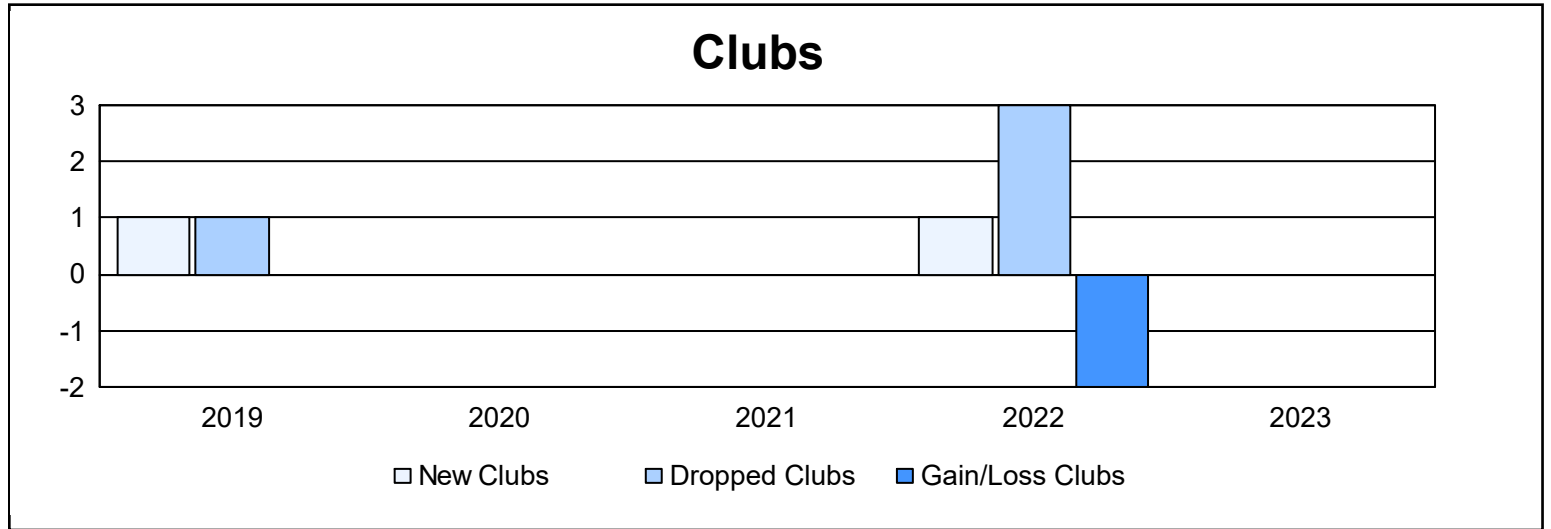
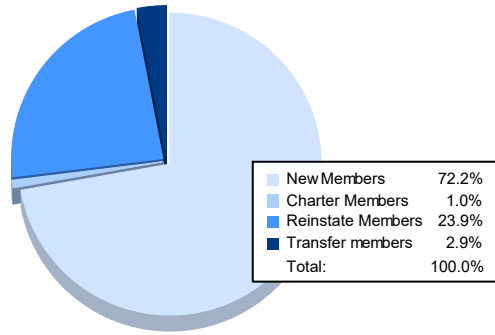


Year	New Clubs	Dropped Clubs	Gain/ Loss Clubs	New Members	Charter Members	Reinstate Members	Transfer Members	Total Member Added	Total Members Dropped	Gain/ Loss Members
2018-2019	1	1	0	89	30	7	2	128	162	-34
2019-2020	0	0	0	108	0	4	2	114	145	-31
2020-2021	0	0	0	250	0	4	1	255	106	149
2021-2022	1	3	-2	180	35	9	5	229	181	48
2022-2023	0	0	0	148	2	49	6	205	192	13
<b>Average</b>	<b>0</b>	<b>1</b>	<b>0</b>	<b>155</b>	<b>13</b>	<b>15</b>	<b>3</b>	<b>186</b>	<b>157</b>	<b>29</b>



### Membership Composition June 2023 Cumulative



### Gender Composition June 2023 Cumulative

